

Getting Your Research or Report Published

Kenneth A Johnson
University of Sydney



5th WVOC
ESVOT VOS
Barcelona
2018



Disclosures

**Editor-in-Chief
Veterinary and Comparative
Orthopaedics and Traumatology
(2007-2018)**

No conflicts to disclose



Scientific writing for publication is HARD



“Takes TEN times longer than planned”



Acceptance rates for manuscripts submitted to veterinary peer-reviewed Journals in 2012

Lamb and Adams, 2015 EVJ

30 Journals

47% ACCEPTED

Aim

10-point framework

Guide to creation of well written paper



Aim

10-point framework

Guide to creation of well written paper



An
Orthopaedic
Best Seller!

1. What sort of paper are you writing?

Format

- **Case report**
- **Case Series – retrospective**
- **Prospective randomized**
- **Research**

Case reports are NOT easy!

Journals publish NEW information

- **Missing important information**
- **Lack of long-term follow-up**
- **Is it just one MORE case??**

2. Why do you need this paper?

- **Like writing**
- **Share new knowledge**

2. Why do you need this paper?

- **Like writing**
- **Share new knowledge**

- **Get an internship**
- **ECVS board credentials**
- **Academic promotion**

Seek advice – experienced colleagues

- Senior colleague
- The “expert” in this field/problem
- Email to Editor in Chief – Journal



Be sure the topic worth writing about?

Is your topic worth writing about?

Good Science



Well written



Paper Published

47%

Hooray


Is your topic worth writing about?

Good Science


“Bad” Science



Well written



Badly written




Published

Rejection

47%

How to avoid this?

Good Science



“Bad” Science



Badly written



Rejection

3. Learning how to write a good paper

- Look who publishes good papers in your field?
- Learn from their style
- Get a **qualified** coach or mentor
- Co-authors - what are they doing?

Co-authors

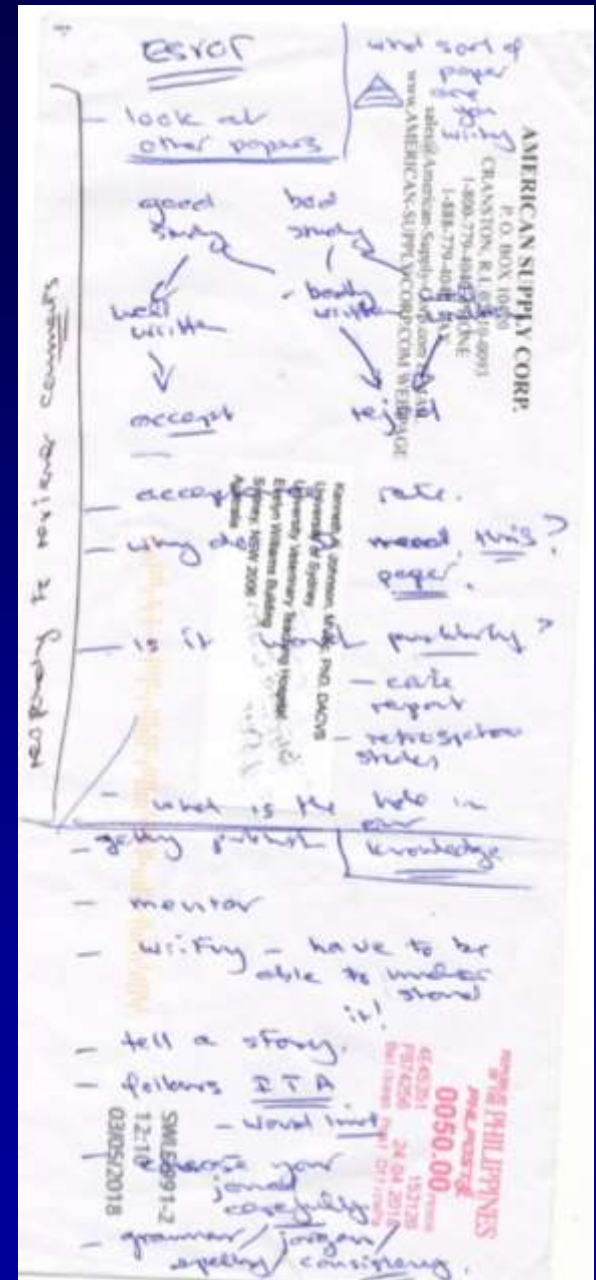
(and Acknowledgements)

- **Who is first author?**
- **Order of other authors?**
- **All authors are responsible for content of paper**
- **Have the co-authors contributed to:**
 - **Concept and planning of study**
 - **Collection, analysis or interpretation of data**
 - **Writing and revisions of the paper**

Other people are in the ACKNOWLEDGEMENTS

4. What is the story?

- Coherent “Story Line”
- Logical
- Rough plan - Arrows/bullets
- Explain your story to anyone who will listen
- Give a seminar – feedback is GOLDEN



“The Story”

Its like a journey - know the WAY



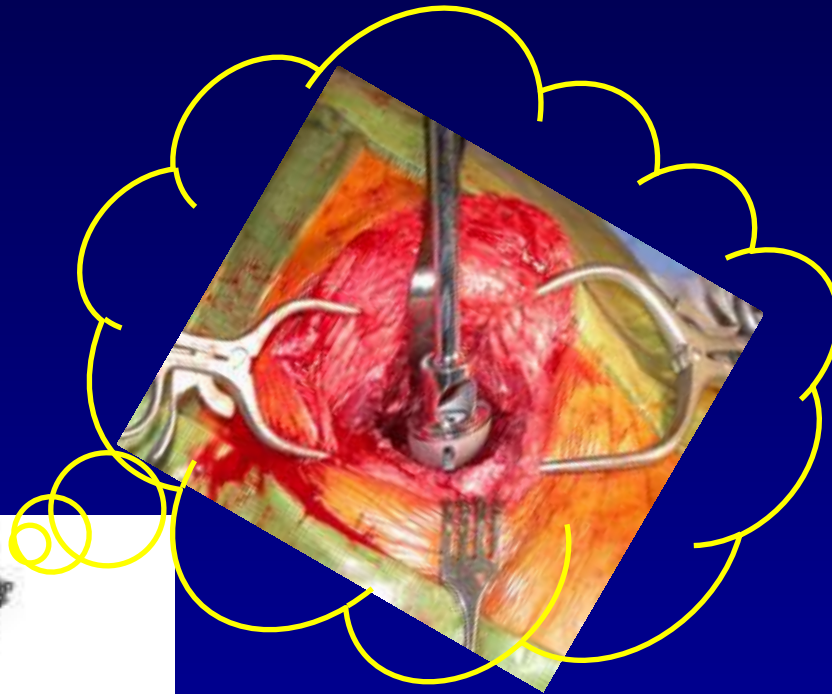
Every paper = Journey to a new place

“Start with a map of your new journey (paper)”



5. Start Writing – the HARD bit

“I really prefer to be doing surgery”



5. Getting Started

Procrastination is your enemy

- **Schedule a time (2 hours min.) to write**
- **Know your best time**
- **Know your best place – café, plane, etc**



Its too big and formidable?



**GIANT
SALAMI**

www.nine.com.au

Attack it in small slices!



Grab Attention – 2 Seconds!

Title - Short statement with verb

“Well written orthopaedic papers **have higher publication rates”**

OR

“A comparison of well written versus poorly written retrospective studies by residents applying for ECVS boards on acceptance rates in two veterinary orthopaedic journals”

“Selling” it – 10 Seconds!

Introduction – 1 to 2 pages

- **Why?**
- **What?**
- **How?**

“Selling” it – 10 Seconds!

Introduction – 1 to 2 pages

- **Why?** - Set the field for research question
- **What?** - The hole in our knowledge and why it is important
- **How?** - Statement of Aim, Purpose and Hypothesis

6. Material and Methods

Easy part - Repeatable by others

Common Pitfalls

- **Confusing descriptions**
- **Out of chronological order**
- **Methods missing**
- **Results included in methods**

7. Results

Often the shortest part

Common Pitfalls

- **Confusing descriptions**
- **Results out of chronological order**
- **Results missing**
- **Results duplicated in text, tables or graphs**
- **Tables poorly constructed**

8. Discussion

The hardest part to write

Four Components

1. **Opening Claim: Most important finding, hypothesis rejected and answer to “open hole in knowledge”**
2. **How your results relate to existing knowledge**
3. **Limitations of your study – future studies**
4. **Conclusion – Based on YOUR data. Important or clinically relevant**

8. Some Common Pitfalls

Not a textbook chapter

- **REPETITION** of introduction, methods or results
- **Confusing, random or illogical order**
- **Inclusion of new results**
- **Too long – rambling and repetitive**
- **Over-reaching conclusions**
- **Conclusions not based on your data**

9. Writing Well

Some characteristics

- Your work – past tense
- Writing style is FORMAL
- Free of spelling mistakes, jargon, slang, grammatical errors,
- Style is objective and honest
- Avoid unnecessary abbreviations (AUA)
- Easy to understand
- Follow INSTRUCTIONS TO AUTHORS

10. Dealing with the Reviewers

Anger is not enough!

- Get REALLY angry – then put your paper aside
- Later read the comments CAREFULLY AND THOROUGHLY
- Be calm, polite, appreciative and responsive
- Be prepared to change, or add more data
- Well grounded facts and logical arguments are required to support opposition to a recommendation
- *What doesn't kill you, makes you stronger!*

Who ARE the Reviewers?

Every paper benefits from
reviewer's input

- Reviewers are **experts/authorities** in the field of your paper
- **Busy** people
- Give **time** to comment on your paper - no tangible rewards
- More likely to **comprehend** you paper than the average journal reader
- Usually your friend, not the enemy

ANNOYING the Reviewers

= Fast roads to rejection

- **Failure to read instructions to authors**
- **Word limit exceeded – NOT a thesis**
- **Spelling, composition and grammatical mistakes**
- **Discussion is just repetition of results**
- **References**
 - **too many or wrong order**
 - **Not primary sources**
 - **Wrong style**
 - **Mistakes**

Summary - what's the STORY?

- “Hole” in our knowledge?
- Why is it important? **SELL IT**
- What is the (question) hypothesis?
- How you tested the hypothesis?
- What are your results?
- Did you reject the hypothesis?
- Impact of your results on the “hole” **SELL IT**
- Relation of your results with others
- Limitations of your study
- Conclusion based on YOUR data

Your Goal

Good Science



Well written



Paper Published
(hooray)



Acknowledgement

Thanks to
Authors and Reviewers for VCOT
Residents and Graduate students



kenneth.johnson@sydney.edu.au